



W75 Series

PMO Compliant Double-Seat Mix Proof Valves

Application

W75CP for safe separation of product from CIP plus single seat-lift separation compliance. Fully independent operation and cleaning of either the upper or lower housing is achieved due to:

1. PMO Section 15p(B) compliance for single seat lift separation while product is in the opposite housing
2. PMO Section 12p compliance for ability to clean all product contact surfaces

W75RS for safe separation of product from CIP:

1. Not to be used for single seat-lift separation compliant process designs
2. Used in processes designed for end-of-run cleaning where seat lifting is not conducted with milk in the piping



Features - W75 Series

- Safe and easy to maintain
- Robust machine-from-bar design
- Minimum leakage during transition due to radial seal design
- Reliable full-featured control tops
- Independent seat-lifting
- Both stems detectable

Materials

Product Wetted:	Stainless Steel, ASTM 316L (UNS-S31603); (DIN-1.4404)
Non-Product:	Stainless Steel, ASTM 304 (UNS-S30400); (DIN-1.4301)
Elastomers:	EPDM or FKM (Fluoroelastomer)
Finish:	<32 Ra (<0.8 μ m) Other finishes available upon request.

Actuator

Independent Seat Lifting (SL)

Air Requirements

Min. Supply Pressure: 75 psi (5.2 bar)
Maximum: 100 psi (6.9 bar)

Air Volume 1.5"–6" Valves:

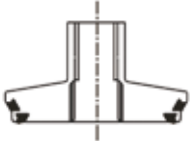
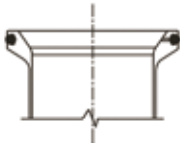
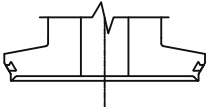


.07 ft³ (.002 m³) Open Valve
.08 ft³ (.002 m³) Lower Seat Lift
.005 ft³ (.0001 m³) Upper Seat Lift

Pressure Ratings

Operating pressure: 1 1/2" - 3" sizes = 150 psig (10.3 bar)
4" & 6" sizes = 90 psig (6.2 bar)
Holding pressure: All sizes = 150 psig (10.3 bar)



Seat Option & Accessories

Seat Type		Material / Maximum Temperature	
W75RS			
	Tri-Ring - Upper (TR)	EPDM	Oper. 280°F (137°C) Steril. 275°F (135°C)
		OR	
	Radial - Lower	FKM (Fluoroelastomer)	Oper. 350°F (176°C) Steril. - Consult Factory
W75CP			
	Tri-Ring - Upper (TR)	EPDM	Oper. 280°F (137°C) Steril. 275°F (135°C)
		OR	
	Blocker		
	Radial - Lower	FKM (Fluoroelastomer)	Oper. 350°F (176°C) Steril. - Consult Factory

For higher temperature applications than those listed, please consult the factory.

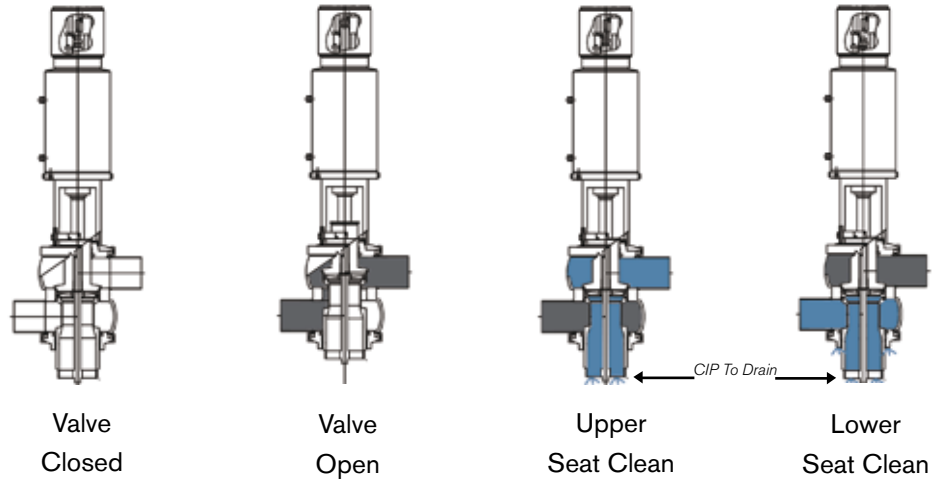
Description of Operation

W75CP for Continuous Operation

W75CP for safe separation of product from CIP plus single seat-lift separation compliance. Fully independent operation and cleaning of either the upper or lower housing is achieved due to:

- PMO Section 15p(B) compliance for single seat lift separation while product is in the opposite housing
- PMO Section 12p compliance for ability to clean all product contact surfaces

Mix proof valves provide safe separation of dissimilar products within the same valve body. For Example: Product vs CIP



During Upper Seat Lift, cleaning solution exits from vent in lower stem

During Lower Seat Lift, cleaning solution exists from both vent in lower stem and along outside of lower stem

Description of Operation

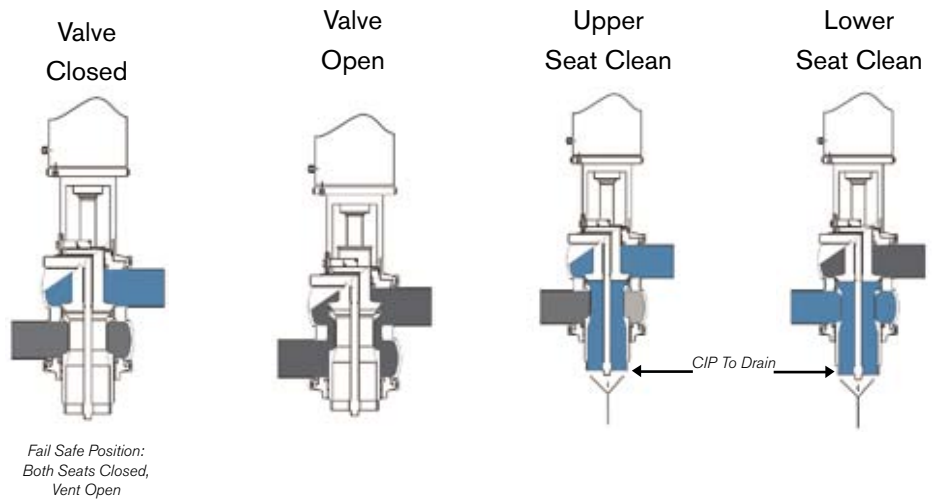
W75 RS

W75RS for safe separation of product from CIP

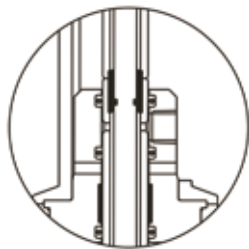
- Not to be used for single seat-lift separation compliant process designs
- Used in processes designed for end-of-run cleaning where seat-lifting is not conducted with milk in the piping

Mix proof valves provide safe separation of dissimilar products within the same valve body. For Example: Product vs CIP

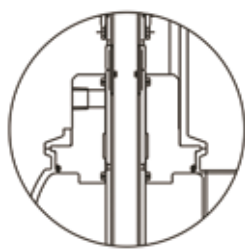
 CIP
 Product



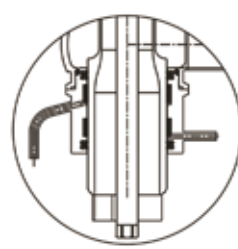
Adapter Options: W75RS



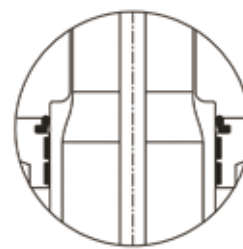
External Liquid Flush



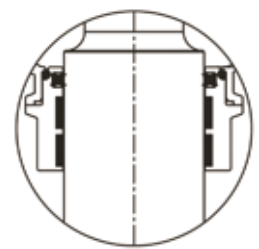
External Steam Barrier
(upper stem)



External Flush
(lower stem)



Wiping Stem Seal
(lower stem)

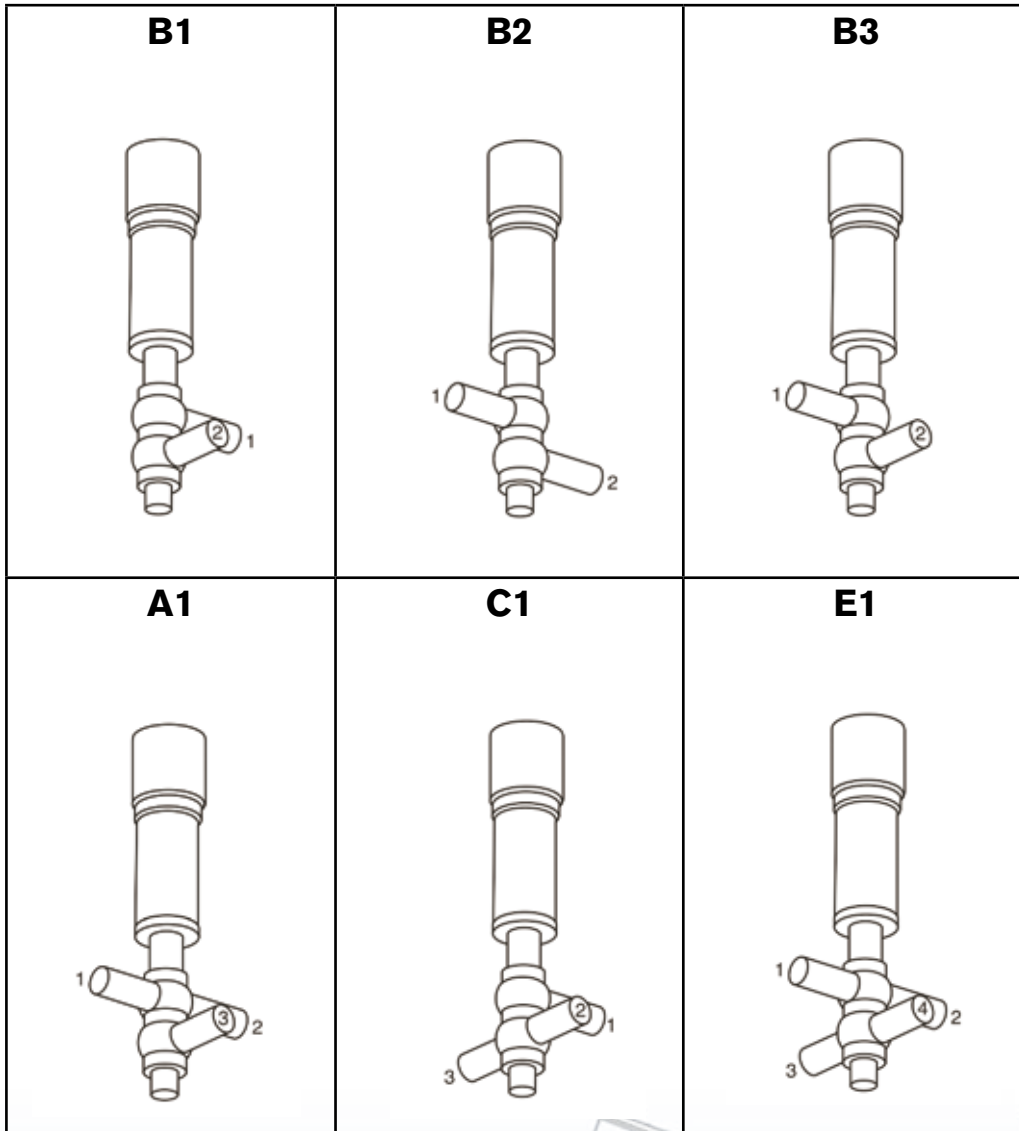


O-Ring Stem Seal
(lower stem)

Body Configurations

W75RS and W75CP PMO

One Piece Bodies



Control Tops

Features

- Transparent Control Top keeps all electrical components visible.
- Maintainable! Designed with the user in mind, making assembly and troubleshooting worry free and easy!
- WCB uses the industry's most widely recognized electrical components, so access to off-the-shelf replacement parts is easy, ensuring quick delivery and less down time!
- NEMA 4x (Ip66)
- Removal without disassembly

Connector Options

- S/O Cord Grip for hard wire (STD)
- Quick Disconnect Pin Connectors

Interface Options

- AS-i Field® Bus Card
- DeviceNet® Field Bus Network Card

Position Indication

- 3 Proximity Switches to Comply with PMO requirements. (2) in control Top, (1) mounted on yoke

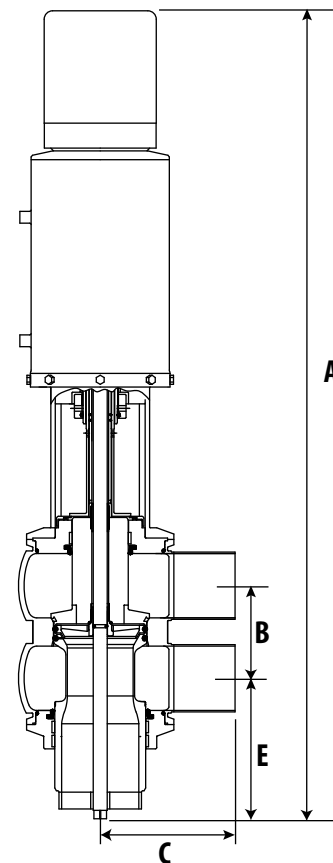
Solenoid Valves

- 24V DC or 110V AC
- Up to (3) available in control top

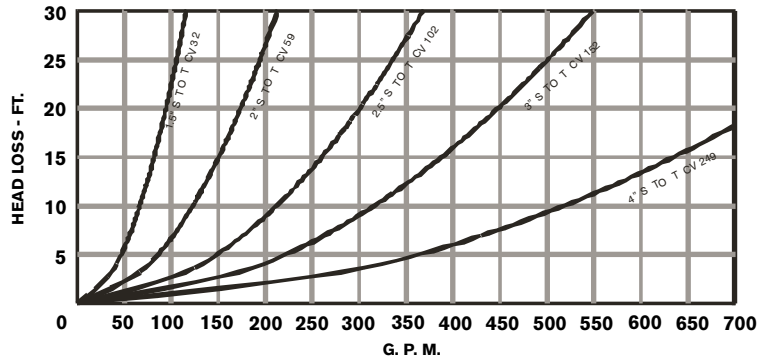
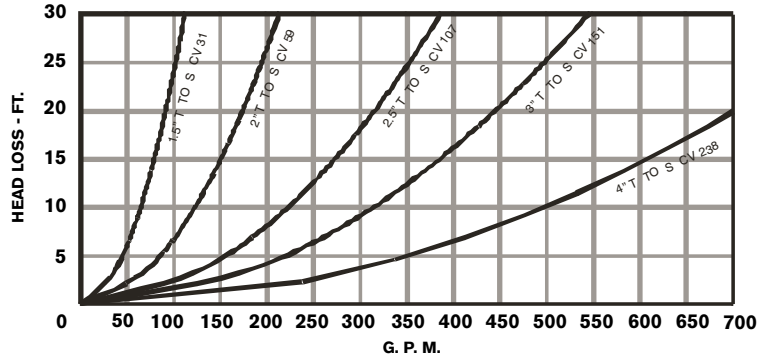
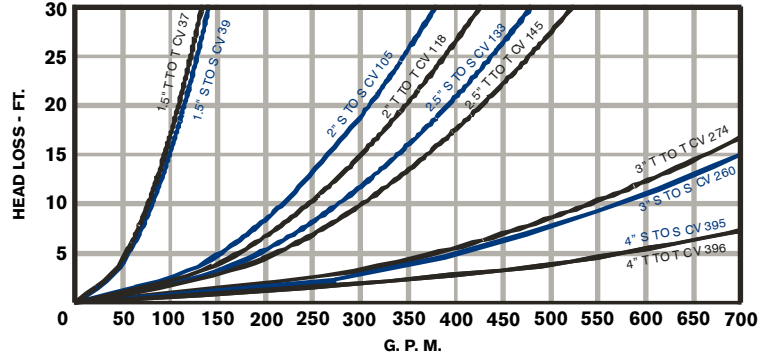
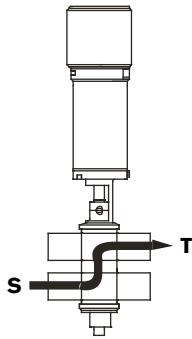
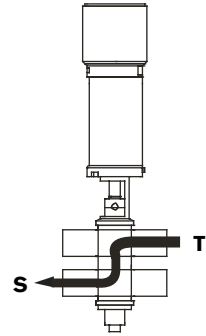
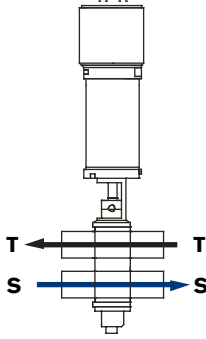


Valve Size Inch (mm)	A*	B	C	E*
1.5 (38)	30.8 (782)	2.62 (67)	4.0 (102)	4.87 (124)
2.0 (51)	33.0 (838)	3.13 (80)	4.0 (102)	5.52 (140)
2.5 (64)	34.3 (871)	3.63 (92)	6.0 (152)	6.07 (154)
3.0 (76)	36.2 (919)	4.13 (105)	6.0 (152)	6.27 (159)
4.0 (102)	38.4 (975)	5.11 (130)	6.0 (152)	6.92 (176)
6.0 (152)	47.5 (1207)	7.11 (181)	8.0 (203)	8.67 (220)

*A & E dimensions shown w/out optional lower stem flush



Pressure Loss Curves- W75CP and W75RS PMO Series CV



SPX[®]

PROCESS EQUIPMENT

Your local contact:



SPX Process Equipment
 611 Sugar Creek Road
 Delavan, WI 53115
 Phone: (800)252-5200 or (262)728-1900 Fax: (800)252-5012 or (262)728-4904
 E-mail: wcb@spx.com

For more information about our worldwide locations, approvals, certifications, and local representatives, please visit www.spxpe.com.

SPX Corporation reserves the right to incorporate our latest design and material changes without notice or obligation. Design features, materials of construction and dimensional data, as described in this bulletin, are provided for your information only and should not be relied upon unless confirmed in writing. Certified drawings are available upon request.